



Westchester County's Playland Park Safety AUDIT Report

By: Amusement Industry



This report is based upon personal observations that were noted and photo documentation taken during on-site visits to Westchester County's Playland Park. These visits were made between August 21, 2007 and August 31, 2007. Although it was general knowledge as reported in the local press that a safety audit was to be conducted at Playland Park after the June fatality the specific dates and auditor were not generally known. The highest levels of management were aware to assist with logistics for the visit but the park staff responsible for everyday services for Playland Park patrons was not aware. Obviously as time passed amusement ride operations management in particular began to recognize our presence. Even after the time when staff realized our presence in the Park there was little change observed in the way ride operators and attendants approached their duties as compared to before we were "discovered".

This report will organize and document our observations at Playland Park by the zone under which current management responsibility is divided. At the end of the report we will discuss some more general observations that are more generic to overall park safety matters. The Attraction Name and other information in bold print have been taken from the Operational Guidelines.

Zone 1 East Entrance and Picnic Grove

Zone 2 Kiddy Land

Antique Cars

Hampton Rides (1972)
24 Riders (6 Vehicles X 4 Patrons Each)
Handicapped Accessible

Convoy

Zamperla (1991)
24 Riders (6 Vehicles X 4 Patrons Each)
Handicapped Accessible

Playland Map & Guide refers to ride as The Convoy all other reference is simply Convoy.

The Playland Park Website does not indicate this ride is ADA Accessible yet the sign at the Ride entrance and Operational Guideline indicate that it is accessible for Patrons with disabilities.

There is a warning sign "Watch your Step" painted in red letters on yellow background at the load/unload zone since our audit of 2004.

Crazy Submarine

Zamperla (1995)
24 Riders (6 Seats X 4 Patrons Each)
Not Handicapped Accessible

Crazy Submarine (Cont.)

The Playland Park Website indicates this ride is ADA Accessible yet the sign at the Ride entrance and Operational Guideline indicate that it is not accessible for Patrons with disabilities.

Demolition Derby

Zamperla (1999)

24 Riders (6 Cars X 4 Patrons Each – 2 Front Seat & 2 Back Seat)

Handicapped Accessible

The entrance and exit ramps are inclined at a slope greater than a normal walking surface. The walking surface of these ramps is treated wood with yellow foot prints which provides marginal coefficient of friction when damp or wet. Management should consider painting these surfaces adding a material in the paint to increase the coefficient of friction. During our last visit to the Park we noted that these walking ramps and ride deck surface have been properly painted including appropriate warnings.

The Playland Park Website does not indicate this ride is ADA Accessible yet the sign at the Ride entrance and the Operational Guideline indicates that it is accessible for Patrons with disabilities.

Flying Dragons

Zamperla (1983)

12 Riders (6 Vehicles X 2 Patrons Each)

Handicapped Accessible

Fun Slide

Fredrickson Industries (2001)

6 Riders (3 Slide Lanes X 1 adult & 1 Child per lane)

Not Handicapped Accessible

The Playland Park Website indicates this ride is ADA Accessible yet the sign at the Ride entrance and the Operational Guideline indicate that it is not accessible for Patrons with disabilities.

Himalaya

Venture Rides (1987)

42 Riders (14 Vehicles X 3 Patrons Each)

Handicapped Accessible

The Playland Park Website and the sign at the Ride entrance both indicate the Ride name as Himalaya. There is a sign located on the back scenery wall at the ride itself that refers to the ride as Mini Himalaya. The Operational Guideline and Playland Map & Guide refer to the ride as Mini-Himalaya.

The Playland Park Website indicates this ride is ADA Accessible yet the sign at the Ride entrance indicates that it is not accessible for Patrons with disabilities.

Jump 'N' Bean

Moser Rides (2001)
10 Riders (10 Seats X 1 Patrons Each)
Handicapped Accessible

The Playland Park Website does not indicate this ride is ADA Accessible yet the sign at the Ride entrance and the Operational Guideline indicate that it is accessible for Patrons with disabilities.

Jungle Jammin'

Visa International (2003)
12 Riders (4 Vehicles X 3 Patrons Each)
Not Handicapped Accessible

The Playland Park Website indicates this ride is ADA Accessible yet the sign at the Ride entrance indicates that it is not accessible for Patrons with disabilities.

Kiddy Boat Ride

Allen Hershel (1957)
24 Riders (6 Boats X 4 Patrons Each)
Handicapped Accessible

The sign at this amusement ride entrance states Boat Ride. All other reference for this ride is Kiddy Boat Ride.

Kiddy Carousel

Managles Rides (1927)
28 Riders (24 Horses X 1 Patron Each & 2 Chariots X 2 Patrons Each)
Handicapped Accessible

Kiddy Coaster

F.A. Church (1928)
6 Riders (3 Vehicles X 2 Patrons Each)
Not Handicapped Accessible

It was noted that the ride warnings signs are mounted at the rafter level on the station load side. This location is not exactly in the field of attention for riders as they await dispatch. (We realize that most riders between 36 and 55 inches tall will have very limited reading skills.) We suggest that the warnings to Kiddy Coaster riders be placed on the inside of the front wall of the ride vehicle in plain view of seated riders. These warnings will be more noticeable. By making these warnings cartoonish (a pictogram showing hands gripping a bar with the knuckles of the hands prominent) may increase the possibility for riders between 36 and 48 inches tall will comprehend.

It was noted that before the end of our assessment period there were warnings painted on the front vehicle wall.

Kiddy Whip

W.F. Managles (1928)
16 Riders (8 Vehicles X 2 Patrons Each)
Handicapped Accessible

Mini Scrambler

Eli Bridge Company (2001)
24 Patrons (12 Vehicles X 2 Patrons Each)
Handicapped Accessible

Motorcycle Jump

Hampton Rides (1978)
20 Riders (10 Motorcycles X 2 Patrons Each)
Not Handicapped Accessible

The Playland Park Website indicates this ride is ADA Accessible yet the sign at the Ride entrance indicates that it is not accessible for Patrons with disabilities.

The Playland Park Website and the Playland Map & Guide refer to this amusement ride as Motor Cycle Jump while the Operational Guideline and the sign at the Ride entrance indicate the name as Motorcycle Jump.

Pirate Ship

Modern Products Limited (2000)
16 Riders (6 Seats - Back Seats hold 1 or 2 Patrons & Front Seat holds up to 3 Patrons)
Handicapped Accessible

The Playland Park Website does not indicate this ride is ADA Accessible yet the sign at the Ride entrance and Operational Guideline indicate that it is accessible for Patrons with Disabilities.

Playland Express

Chance Rides (1928)
36 Adult Riders or 54 Children Riders (18 Benches X 2 or 3 Each Bench)
Handicapped Accessible

There is no sign at this amusement ride indicating that an adult can also ride as there are on all other rides where an adult can also ride. There are references indicating it is OK for adults to ride the Playland Express ride on the Website and at the height requirement signs mounted on the outside ticket booth walls.

The Ops sheet for the Playland Express indicates it was installed in 1928. I have reason to believe that Chance was not producing wheelchair accessible coaches in 1928. It is not listed as one of the "original treasures dating back to 1928" in the Playland Map & Guide.

The Playland Park Website does not indicate this ride is ADA Accessible yet the sign at the Ride entrance and the Operational Guideline indicates that it is accessible for Patrons with disabilities.

Red Baron

Zamperla (1991)
18 Riders (6 airplanes X 3 Patrons Each)
Handicap Accessible

The Playland Website, Operational Guideline and Playland Map & Guide refer to this ride as Red Barron while the sign at the amusement ride refers to this amusement ride Red Baron.

Red Baron (Cont.)

The Playland Park Website does not indicate this ride is ADA Accessible yet the sign at the Ride entrance indicates that it is accessible for Patrons with Disabilities.

Slime Buckets

Zamperla (1999)

24 Riders (6 Buckets X 4 Patrons Each)

Not Handicapped Accessible

The Playland Website and Operational Guideline refers to this amusement ride as Slime Bucket (singular).

Sun & Moon

Zamperla (1991)

24 Riders (6 Vehicles X 4 Patrons Each)

Not Handicapped Accessible

The Playland Park Website and Operational Guideline does not indicate this ride is ADA Accessible yet the sign at the Ride entrance indicates that it is accessible for Patrons with Disabilities.

On August 24th at 12:39PM we watched the Ride Operator as she shielded her eyes from the direct sunlight so that she could watch her riders during the operating cycle of this ride. This is an example of the shift in Ride Operator attitude in three years.

Swing Around

Zamperla (1988)

20 Riders (20 Swings X 1 Patrons Each)

Not Handicapped Accessible

The Playland Park Website indicates this ride is ADA Accessible yet the sign at the Ride entrance indicates that it is not accessible for Patrons with Disabilities.

Up, Up and Away

Zamperla (1999)

32 Riders (8 Balloons X 4 Patrons Each)

Not Handicapped Accessible

Zone 3 East of Cross Axis and South of Colonnade Walkway

Derby Racer

F.A. Church (1928)

56 Riders (56 Horses X 1 Patrons Each)

Not Handicapped Accessible

Management should review the Operational Guideline for this amusement ride. It is quite normal to observe ride attendants step onto and off of the turntable while it is in motion. The Operational Guideline for this amusement ride states 1) **Do not enter the ride area while the ride is in motion** and 2) **If you see any rider is having trouble or if the operator points one out, you should go to that rider and instruct them how to sit properly.** These statements appear to be conflicting at first reading. Perhaps a

Derby Racer (Cont.)

statement that only trained ride attendants are allowed to move onto and off the turntable while it is in motion. It would appear that prudent safety practice requires movement on and off the turntable while it is in motion but it appears to the untrained observer that only properly trained attendants should be allowed to assume this risk.

Super Flight

Zamperla (2004)

24 Riders (6 Vehicles X 4 Patrons Each)

Not Handicapped Accessible

The Power Surge

Zamperla (2001)

24 Riders (24 Seats X 1 Patrons Each)

Not Handicapped Accessible

Zone 4 West of Cross Axis and South of Colonnade Walkway

Crazy Mouse

Zamperla (2003)

16 Riders (4 Cars X 4 Patrons Each)

Not Handicapped Accessible

The fence adjacent to the queue at ground level contains diagonal square elements of fence that are 5-1/4 inches on center. Fencing utilized for crowd control must not allow a four inch ball to pass through any elements. This is an element furnished by the ride manufacturer. This hazard can be corrected by attaching a piece of chain link fence (preferably green to blend with the existing fence) to the inside (ride track side) of the existing fence.

At the end of the load platform on the side away from the Operator's Console is a height gauge located on a vertical column. At the point where the crowd control fence that protects patrons on the load platform from the patron stairs leading to the load platform there is a gap greater than four (4) inches between the top of the fence and the column. The bottom of the fence is OK.

It was noted on the last day of our on-site audit this crowd control fence had been properly attached to the column not allowing a four inch ball to pass through the space.

Dragon Coaster

F.A. Church (1928)

40 Riders (5 Cars X 4 Patrons Each X 2 Trains)

Not Handicapped Accessible

On August 29th during the late morning, just before park opening at noon, the Dragon Coaster ride system was activated and the pre-opening series of runs were started. On the initial run of the day a maintenance employee was observed seated in the front seat of the train. On the second run this same employee was seen riding in the back seat of the train. The train then made two additional runs with no riders before it was opened to the public. This practice is not recommended and there must be procedures enacted to change the practice.

Dragon Coaster (Cont.)

ASTM F770-06a states in paragraph 4.1.4.4 *Prior to carrying passengers, the ride or device shall be operated for a minimum of one complete operating cycle.* In paragraph 6.3 *Prior to carrying passengers, the owner/operator shall conduct or cause to be conducted a daily documented and signed pre-opening inspection, based on provided instructions, to ensure the proper operation of the ride or device.* In paragraph 6.3.8 *The ride or device shall be operated for a minimum of one complete operating cycle.* In paragraph 6.4 *An amusement ride or device, or the specifically affected element, shall be appropriately inspected and operated, without passengers, to determine that it is functioning properly following an unscheduled cessation of operation.*

Gondola Wheel

Chance Rides (1990)

120 - 160 Riders (20 Gondolas X 6 - 8 Patrons Each)

Handicapped Accessible

The Playland Park Website does not indicate this ride is ADA Accessible yet the sign at the Ride entrance indicates that it is accessible for Patrons with disabilities.

It was noted that a recently released Bulletin from Chance Rides was incorporated in this ride.

House of Mirrors

Playland Park (1928)

Walk through attraction

Not Handicapped Accessible

The Whip

W.F. Managles (1928)

16 Riders (8 Vehicles X 2 Patrons Each)

Handicapped Accessible

Two of the Whip height gauges are not in a convenient position. One gauge faces the Midway and is mounted adjacent to where a Patron must stand on a sloped surface. The second gauge is mounted 90 degrees on the same post as the first gauge and behind the turnstile. There is an alternate location near the Ride Operator's Console where a Patron being checked for proper height can stand on a flat surface free from obstructions.

The Playland Park Website does not indicate this ride is ADA Accessible yet the sign at the Ride entrance indicates that it is accessible for Patrons with disabilities.

We participated in a discussion with maintenance management concerning ADA accessibility for this ride. We discussed not only the forces developed by the ride system but transfer options that could allow a Patron in a wheelchair access to the ride vehicle.

Ye Old Mill

National Historic Landmark (1929)

48 Riders (2 Seats X 2 Patrons Each X 12 Boats)

Not Handicap Accessible

Ye Old Mill should have the content of the warning spiels at the ride entrance (queue line) reviewed to be sure it fulfills your operational requirement. The current spiels state:

Ye Old Mill (Cont.)

First – Hello glad to see ya – this old mill ride is dark inside and a bit scary. We want you to be safe so ride with someone if you can and always stay in your seat with your hands, arms, and legs safely inside the boat OK – OOO KKK.

Second – Hi – Welcome to the Old Mill this is a dark ride and it can be scary. You should consider riding with someone OK – OOO KKK. Have fun and remember – stay seated and your hands, arms and legs inside the boat at all times. Me and my pals will see you inside.

I consider these messages to be warning messages and perhaps safety warnings as they are being delivered by an animated character named **SAFETY**. Both messages suggest riding with another rider (“We want you to be safe so ride with someone if you can” and “You should consider riding with someone”). I believe it is your intent to encourage no single rider boats. It should be positively stated. Both of these statements seem to make it the choice of the rider. A Warning message should not be stated as a question. These warnings should be statements of fact. By both messages containing the phrase OK – OOO KKK do not sound like statements. This could lead the listener to believe they have an option for not only riding with someone but to keep their arms, hands and feet inside the boat when I believe your intent for these spiels is to provide information for the rider’s safety. I suggest that an attorney revisit these spiels. This item will take some time and coordination and should be started soon to insure new spiels are ready for the start of next season.

Zone 5 West End Waterfront

There has been some major work completed on this area since our last audit three years ago. The ramps that were installed are a very large improvement but to be compliant they must have handrails (greater than 6 ft. in length).

Zone 6 East of Edith G. Read Sanctuary, South of Long Island Sound and North of Colonnade Walkway

Catch-A-Wave

Wisdom (2006)

24 Riders (24 Seats X 1 Patrons Each)

Not Handicapped Accessible

I realize this ride is not operating. When it returns to the Midway thought should be given to mounting the turnstile at the left side of the queue line. As it is now the right corner of the bottom step is in the Patron path-of-travel. This offers a potential hazard that could result in a leg or ankle injury.

Placing tape over a connection point between two parts (fabric and stainless) of a restraint is not recommended. Visual inspection of connection point is impossible. The reason for the tape to be placed over the crotch strap where it joins the male portion of the belt locking device should be corrected. The tape could cause an event greater than the problem being covered with tape.

Double Shot

S & S Power (2000)
12 Riders (12 Seats X 1 Patrons Each)
Handicapped Accessible

Flying Witch

FLLI Pinfari (1971)
16 Riders (4 Vehicles X 4 Patrons Each)
Handicapped Accessible

Kite Flyer

Zamperla (2002)
24 Riders (12 Kites X 2 Patrons Each)
Handicapped Accessible

I do not understand the significance for leaving an old identification tag on this ride in view of any Patron on the back side of the ride. While laying on a ride vehicle awaiting the ride operator to check all restraints before starting it is in easy view. It could raise doubt about the ride production integrity due to ignorance of the average Patron. There is an Identification Tag stating:

**THIS EQUIPMENT IS THE PROPERTY OF:
FITRACO NM
LORDAENSKAA 25
2000 ANTWERPE 1
BELGIUM**

This is not a safety issue but rather could become a perception issue under the correct circumstances.

On several occasions with several Ride Operators good practices were observed. Each passenger restraint was verified to be locked – even on those vehicles with no rider. The operators were more patient with Riders and attempted to maximize occupancy before starting the ride cycle.

The Playland Park Website does not indicate this ride is ADA Accessible yet the sign at the Ride entrance indicates that it is accessible for Patrons with disabilities.

Log Flume

O.D. Hopkins (1994)
40 Riders (10 Logs X 4 Patrons Each)
Not Handicapped Accessible

It may be prudent for management to consider replacing ride attendants out along the Log Flume ride path with electronic surveillance equipment. The annual cost reduction could be significant without compromising system safety currently offered to Patrons. Electronic surveillance equipment is a widely utilized safety technology and an amusement industry standard.

If the attendant position is maintained adjacent to the top of the tallest lift I suggest an engineering study be made to determine if any modifications are required to this work space. I believe the rules that would be applied to this work area would fall under OSHA rather than ASTM F24 which applies for amusement rides and devices.

Log Flume (Cont.)

The space may require more of an enclosure without jeopardizing required line-of-sights or even personal fall arrest protection due to the height of the current platform. The weight budget for any alterations is important to not compromise the ride structure or mechanical systems.

Playland Plunge

O.D. Hopkins (2001)

32 Riders (4 Seats X 4 Patrons Each X 2 Boats)

Handicapped Accessible

There are new warning signs "KEEP HANDS AND ARMS INSIDE" in the Playland Plunge Boats within the visual field of the riders when seated in the boat. There are also rubber non-slip mats at the unload side of the load/unload station. This is an improved walking surface over the metal decking that these rubber mats cover.

Sea Dragon

Chance Rides (1992)

40 Riders (10 Seats X 4 Patrons Each)

Not Handicapped Accessible

Inside the ride vehicle in plain view of seated riders are signs that state: **DO NOT PLACE ARMS OR HANDS ON SEAT BACKS. REMAIN SEATED UNTIL OPERATOR OPENS LAP BAR.** All of these warning signs are in need of replacement. Warning signs should be legible at all times.

Sky Flyer

A.R.M. (1995)

32 Riders (32 Seats X 1 Patrons Each)

Not Handicapped Accessible

Sky Skater

Interactive Rides (2002)

8 Riders (1 Patrons Each Seat)

Not Handicapped Accessible

The Playland Park Website indicated that an adult can also ride on this amusement ride (no limitation). Other documentation indicates a maximum ht. limit of 80 in.

Starship 2000

Wisdom Industries (1995)

45 Riders (45 Positions X 1 Patrons Each)

Not Handicapped Accessible

There is no exit sign visible when exiting the Starship 2000. The exit path may seem obvious to those who are familiar with this amusement ride but none-the-less there should be a signed exit.

Thunder Bolt

Chance Rides (1988)

36 - 54 Riders (18 Vehicles X 2 Adults Each or 3 Children Each)

Not Handicapped Accessible

On August 28th at 1:45 PM I observed two female Patrons (non riders) enter the Thunder Bolt ride area through the north perimeter fence gate. They were in search of an improved vantage point from which to take photographs of passengers in ride vehicles. The ride attendant who is positioned on the opposite side of the ride from the operator's booth approached these two Patrons and escorted them to the Midway before signaling it was OK to start the ride in motion. Ride attendants were generally more attentive to activities within their area of responsibility during our 2007 audit.

Zone 7 Colonnade Walkway – East Entrance to Clock Tower Stage

Auto Scooter

Duce (1990)

100 Riders (50 Cars X 2 Patrons Each)

Handicapped Accessible

The signage information is much easier to understand and much more accurate than 3 years ago. The improved safety warnings help all Patrons understand the rules.

Bumper Fun

RE Enterprises (2001)

16 Riders (8 Vehicles X 1 Adult Patrons & 1 Child Patron Each)

Not Handicapped Accessible

The Playland Park Website does not indicate this ride is ADA Accessible yet the sign at the Ride entrance indicates that it is accessible for Patrons with disabilities.

The sign at this Ride Entrance, the Playland Map & Guide and the Website refer to it as Bumper Fun while the Operational Guideline states its name as BUMPER CAR FUN.

Family Flyer

Zamperla (2001)

12 Riders (6 Vehicles X 2 Patrons Each)

Not Handicapped Accessible

The Playland Park Website indicates this ride is ADA Accessible yet the sign at the Ride entrance indicates that it is not accessible for Patrons with disabilities.

Depending on the day the operator needed to physically pull the train into the proper index point at the load/unload station. This is a heavy pull for petite operators – depending on the total load of train passengers. The ride should index properly every time eliminating the requirement for the Operational Guideline to explain a corrective action for improper indexing or to pull the train load of passengers into the correct unload position.

On August 28th at approximately 1:15 PM there was a female Ride Operator. When the train came to a stop in the station she would unlock the restraints one car at a time starting with the front car working her way toward the back. She kept the exiting Patrons behind her position on the unload ramp as she moved to the rear and placed the hinged safety bar

Family Flyer (Cont.)

in the unload position adjacent to the end of the train. On one specific ride cycle the Ride Operator started through her routine but when she came to vehicle number 4 she was unable to unlock the passenger restraint. As she struggled with the malfunctioned lock the guests already released passed her by and exited the unload ramp past the hinged safety bar that was in the ride cycle position. She also released all passengers (except vehicle 4) during the time she waited for maintenance technicians to arrive without placing the hinged safety bar in the unload/load position. It may be prudent for management to review the Family Flyer Operational Guideline where it provides guidance for unloading the ride. The first step indicates the Ride Operator should be at the back of the train followed by instructions to move toward the front of the train unlocking the restraints on the back of each car. Finally it states the operator will stand by the gap at the end of the train unload platform thanking Patrons for participating. There is a good chance that when the Ride Operator reaches vehicle one unlocking the restraints and turns around they will see the back of passengers as they are exiting the unload ramp. It is unlikely that passengers will stay seated with released restraints until the ride operator reaches the back of the train to greet the exiting passengers.

There is an area along the entrance queue directly under the exit queue where openings are greater than the allowed 4 inches. While standing in the queue a child could crawl between the longitudinal lumber - under exit ramp and be exposed to the Family Flyer track area.

Go-Karts

Formula K Ltd (1994)

20 Riders (8 F-2000 Cars X 1 Patrons Each) & (6 F-3000 Cars X 2 Patrons Each)

Not Handicapped Accessible

Grand Carousel

Managles Rides (1928)

84 Riders (66 Horses X 1 Patrons Each & 3 Chariots X 2 Seats X 4 Patrons Each)

Handicapped Accessible

The Playland Park Website refers to this amusement ride as Carousel while the sign at the Ride entrance, The Playland Map & Guide and Operational Guideline indicates the name is Grand Carousel.

Wipe Out

Chance Rides (1992)

40 Riders (20 Seats X 2 Patrons Each)

Not Handicapped Accessible

Zombie Castle

R.C. Chambers (2002)

10 Riders (5 Cars X 2 Patrons Each)

Handicapped Accessible

General and Overall Observations

There was a noticeable adjustment of management and front line staff method of approaching business since our previous audit three years ago. We found when questioning front line supervision there was a systemic attitude of ownership to their responsibilities. This fact alone may be a positive result from the management reorganization where each supervisor of a zone can become more integrated into a specific geographical area with a more focused area of responsibility. Supervisors were interested to know of our observations and very willing to investigate any concerns. Ride operators specifically were more attentive to their documented tasks. We observed on numerous occasions patrons approaching the entrance gate of a ride being checked to a height restriction gauge to verify eligibility to participate on the specific ride. The engagement of restraints was faithfully verified to insure they were secure. The ride operators were not distracted during the time the ride was in motion but rather concentrated their attention to the patrons on their given ride and the proper operation of the machinery.

We observed that prudent amusement industry operational practices were followed as written in operational guidelines for each ride. Responsibilities are clearly stated and systematically followed by members of the ride operational team. The overall attitude of staff and the impression they portrayed were a marked difference to previous park visits. Hand signals between ride attendants and ride operators were consistently given to insure proper communications which positively provides a safer operating area. The only food or drink observed in the ride area during our observation period was water. When the afternoon temperature is in the mid 90's on the Midway it is prudent and a positive safety practice to distribute water for employee re-hydration.

Ride Attendants were attentive to insure Patrons were within the height requirements for the ride they were responsible for. On many many occasions we observed Patrons height compared to the height gauge. Additionally it was noted that Ride Operators were very astute to the ride (machinery and patrons) while the ride was in operation. Their vigilance is to be commended.

A general observation from our 6 days of observation is that that the restrooms were clean and the floor surface is mopped several times a day. This should reduce the possibility of slips, trips and falls caused by wet floor surfaces.

It was noted in our 2004 Report that the key was often left in the Ride Operator's Console (ROC) between the time maintenance technicians completed their pre-opening inspection and the time the Ride Operator arrived for daily operation. It is noted during our visits this year that Ride Operators removed the key from the ROC while they were walking around or along the amusement ride assisting passengers during the unload/load process including checking restraints. This prudent safety policy was a habit with the Ride Operators during our recent visits. Positive encouragement has made a marked improvement in this area.

Another very positive safety procedure observed during our August park visits was the extensive use of hand signals between Ride Operators and Ride Attendants. These signals were utilized before crossing active track areas and to inform the Ride Operator that all required safety checks were complete by the Ride Attendant and it was OK to activate the ride system. This is a positive change in philosophy during the past three years.

Any location where rental lockers are available for Playland Park Patrons there should be approximately ten percent of the total number of lockers at that location identified with a blue "Wheelchair Bob" designation. These ten percent of lockers should be at the lower positions (between nine inches and fifty-four inches above the floor/pavement) where Patrons utilizing a wheelchair can conveniently access the lockers and contents. These lockers can be rented by any Patron but should be utilized by able bodied Patrons after all unmarked lockers have been rented.

During our visits we observed that perimeter fencing and gates were secured in all cases except one exception. During the afternoon of August 28th was the one exception when I witnessed a concessionaire open and pass through the gate between the exit of Flying Witch and the entrance to Log Flume. He did not close the gate as he passed through and it remained open about two feet until it was closed upon his return to the Midway in about twenty minutes. It was the only breached security of back-of-house fencing we witnessed during our six days of visits.

We made several random measurements of the height requirement signage at several different ride entrances and found them all to be within acceptable tolerance.

If there are any questions concerning this report please feel free to contact us and we will be happy to find an answer.

Jerry Aldrich
Amusement Industry Consulting


Playland Park Program Assessment Audit

Submitted by: Amusement Industry Consulting


(Zone 2 - Convoy) A new warning sign has been painted on pavement at the Convoy load/unload zone since 2004.



(Zone 2 - Sun & Moon) 8/24/07 12:43 PM Operator is shading eyes while watching ride in operational cycle.



(Zone 2 - Kiddy Coaster) Warning signs are mounted at rafter level well above line-of-sight for seated Riders.



(Zone 2 - Mini Scrambler) Several vertical elements missing from crowd control fence near Operator's Console.



(Zone 2 - Kiddy Coaster) On last visit Warning Signs added within line-of-sight for seated passengers.




(Zone 2 - Playland Express) This ride vehicle provides an accessible and safe solution for Patrons in wheelchairs.



Playland Park Program Assessment Audit

Submitted by: Amusement Industry Consulting


(Zone 2 – Red Baron) This is an example of Ride Operator systematically checking restraints.




(Zone 2 – Himalaya) This Ride Operator was observed on multiple occasions diligently verifying security of restraints.




(Zone 2 – Demolition Derby) This photo was taken 8/22/07 @ 10:10 AM – Note the ramp (at left) is treated lumber.




(Zone 2 – Boat Ride) Ride Attendant assisting young Patrons from the ride vehicles.



(Zone 2 – Demolition Derby) This photo was taken 8/28/07 @ 3:10 PM – Note the ride deck and ramp are painted with non-skid and have warnings placed on the walking surface.




(Zone 2 – Up Up & Away) Another example where Ride Operator is taking the time to be sure that all ride restraints are secure before starting ride cycle.




Playland Park Program Assessment Audit

Submitted by: Amusement Industry Consulting


(Zone 3 – First Aid) The improved security fencing near First Aid provides a safe path near the Playland Express.



(Zone 3 – First Aid) The totally reworked First Aid building has complaint access and easy to follow signage.



(Zone 3 – Outdoor Eating) Table tops and seats were wiped clean of dew and unsanitary bird deposits every day.



(Zone 3 – Power Surge) Ride Operator and Attendant following ride vehicles in motion during ride cycle.



(Zone 3 – Gondola Wheel) The recently released Bulletin from Chance Morgan are installed on every ride vehicle.



(Zone 3 – Gondola Wheel) Portions of queue line hand rail requiring maintenance to avoid Patron hand injury.




Playland Park Program Assessment Audit

Submitted by: Amusement Industry Consulting

(Zone 3 – Derby Racer) Ride Attendant is about to step onto moving turntable. Operations Guideline requires some analysis to insure adequate Patron & Employee Safety.




(Zone 4 – Ye Old Mill) The Plexiglas is highly reflective at this animated figure – a non-glare material may be better.



(Zone 4 – Crazy Mouse) The left crowd control fence at the top is more than 4 inches from column with height gauge.



(Zone 5 – Rest Room area at Boat Dock) The facility rehab is a vast improvement. Phase two may be required as ramps greater than 6 feet in length require handrails.



(Zone 4 – Crazy Mouse) On 8/29/07 at 11:15 AM – top of the crowd control fence has been welded within 4 inches from roof support column. It was painted before opening.



(Zone 6 – Sea Dragon) The warning signs attached to the Sea Dragon amusement ride seat backs need replacement.




Playland Park Program Assessment Audit

Submitted by: Amusement Industry Consulting


(Zone 6 – Playland Plunge) The new warnings painted on seat backs are well within line-of-sight.



(Zone 6 – Playland Plunge) New rubber mats at unload provide secure walking surface in wet environment.



(Zone 6 – Thunder Bolt) 8/28/08 at 1:47 PM Ride Attendant is attentive to duties – could be even better if standing on deck rather than seated on railing several ft. above ground.




(Zone 6 – Catch-A-Wave) Placing tape over a connection point between two parts of a restraint is not recommended. Visual inspection of connection is impossible.



(Zone 6 – Spaceship 2000) 8/29/08 at 6:43 PM This Ticket Taker/Ride Attendant is pre-occupied. Could be same employee who was in investigative TV video report.




(Zone 7 – Midway) This walking surface is north of Clock Tower Stage audience seating area. This Patron path-of-travel area offers a potential trip hazard.



Playland Park Program Assessment Audit

Submitted by: Amusement Industry Consulting


(Zone 7 - Colonnade Walkway) There are several places that require repair. Some furnish an attractive nuisance where toddlers in strollers can reach and catch fingers.




(Zone 7 - Colonnade Walkway) There are several unsightly places requiring repair which place doubts about integrity.




(Zone 7 - Go-Karts) 8/29/08 at 5:58 PM This Ride Attendant is standing on Guard Rail using the telephone while partially blocking Ride Operators view of track



(Zone 7 - Family Flyer) There is an area along the entrance queue directly under the exit queue with openings are greater than the allowed 4 inches.



(Zone 7 - Family Flyer) A child could crawl through - under exit ramp and be exposed to the Family Flyer track area.




(General Comment) The overall park signage and particularly the ride height restriction signs are uniform throughout the park.




Playland Park Program Assessment Audit

Submitted by: Amusement Industry Consulting


(General Comment) The vast majority of Employees wore their uniforms properly. This is a good sign and supports our observations of company rules being followed.



(General Comment) With very few exceptions uniforms were clean and properly worn. Male employees especially respected waist height. (No boxer salesmen this year.)




(General Comment) Height restriction signs and measure gauges were verified to measured proper height.




(General Comment) Even though this facility was built long before Americans with Disabilities Act many Patrons in wheelchairs appeared to enjoy their visits.



(General Comment) The new height restriction signs located at ticket booths are an outstanding patron service.




(General Comment) We observed restrooms to be clean and the floor surface mopped several times a day.




Playland Park Program Assessment Audit

Submitted by: Amusement Industry Consulting


(General Comment) Food location areas should have a few accessible picnic tables for Patrons in wheelchairs.



(General Comment) At rental locker locations a few next to the bottom row lockers must be noted for disabled.



(General Comment) Another positive safety procedure observed during our visits was the extensive use of hand signals between Ride Operators and Ride Attendants.




(Additional Study Suggested)

It may be prudent for management consider replacing ride attendants out along the Log Flume ride path with electronic surveillance equipment. The annual cost reduction could be significant without compromising system safety currently offered to Patrons. Electronic surveillance equipment is a widely utilized safety technology and an amusement industry standard.

If the attendant position is maintained adjacent to the top of the tallest lift I suggest an engineering study be made to determine if any modifications are required to this work space. I believe the rules that would be applied to this work area would fall under OSHA rather than ASTM F24 which applies for amusement rides and devices.

The space may require more of an enclosure without jeopardizing required line-of-sights or even personal fall arrest protection due to the height of the current platform. The weight budget for any alterations is important to not compromise the ride structure or mechanical systems.



Playland Park Rides Attractions

| Ref | Name of Ride or Attraction on Ride Entrance Sign | Website Height Ht. Limits | Ticket Booth Ht. Limits | Ride Admittance Requirements at Ride Entrance | | | | | | | | | | | Disabled Riders OK (Web) | Operational Guideline Available | | | |
|---|--|---------------------------|-------------------------|---|---------------|---------|---------|---------|---------|---------|---------|---------|---------|---------|--------------------------|---------------------------------|--------------|------------|----------|
| | | | | 36" Min | Less w/ Adult | 42" Min | 48" Min | 50" Min | 52" Min | 54" Min | 56" Min | 44" Max | 48" Max | 55" Max | | | 72" Max | 80" Max | Adult OK |
| Zone One (East Entrance and Picnic Grove) | | | | | | | | | | | | | | | | | | | |
| Zone Two (Kiddy Land) | | | | | | | | | | | | | | | | | | | |
| 1 | Antique Cars | ▲ 42 | ▲ 42 | | | | | | | | | | | | | | Accessible | Yes | |
| 2 | Boat Ride | ▲ 36 - ▼ 48 | ▲ 36 - ▼ 48 | Yes | | | | | | | | | | | | | Yes @ (Ride) | Yes | |
| 3 | Convoy | ▲ 36 | ▲ 36 | Yes | | | | | | | | | | | | | Yes @ (Ride) | Yes | |
| 4 | Crazy Submarine | ▲ 36 | ▲ 36 | Yes | | | | | | | | | | | | | Accessible | Yes | |
| 5 | Demolition Derby | ▲ 48 | ▲ 48 | | | | | | | Yes | | | | | | | Yes | Yes | |
| 6 | Flying Dragons | ▲ 36 - ▼ 48 | ▲ 36 - ▼ 48 | | | | | | | | | | | | | | Yes @ (Ride) | Yes | |
| 7 | Fun Slide | ▲ 42 | ▲ 42 | | | | | | | Yes | | | | | | | Yes | Accessible | Yes |
| 8 | Himalaya | ▲ 42 | ▲ 42 | Yes | Yes | | | | | | | | | | | | Yes @ (Ride) | Yes | |
| 9 | Jump 'N' Bean | ▲ 36 | ▲ 36 | Yes | | | | | | | | | | | | | Yes @ (Ride) | Yes | |
| 10 | Jungle Jammin' | ▲ 36 - ▼ 48 | ▲ 36 - ▼ 48 | Yes | | | | | | | | | | | | | Accessible | Yes | |
| 11 | Kiddy Carousel (Historic) | ▲ 36 - ▼ 48 | ▲ 36 - ▼ 48 | Yes | | | | | | | | | | | | | Yes @ (Ride) | Yes | |
| 12 | Kiddy Coaster (Historic) | ▲ 36 - ▼ 55 | ▲ 36 - ▼ 55 | Yes | | | | | | | | | | | | | Accessible | Yes | |
| 13 | Kiddy Whip | ▲ 36 - ▼ 48 | ▲ 36 - ▼ 48 | Yes | | | | | | | | | | | | | Yes | Yes | |
| 14 | Mini Scrambler | ▲ 36 - ▼ 48 | ▲ 36 - ▼ 48 | Yes | | | | | | | | | | | | | Yes @ (Ride) | Yes | |
| 15 | Motorcycle Jump | ▲ 36 - ▼ 48 | ▲ 36 - ▼ 48 | Yes | | | | | | | | | | | | | Accessible | Yes | |
| 16 | Pirate Ship | ▲ 36 - ▼ 44 | ▲ 36 - ▼ 44 | Yes | | | | | | | | | | | Yes | | Accessible | Yes | |
| 17 | Playland Express | ▲ 36 | ▲ 36 | Yes | | | | | | | | | | | | | Yes @ (Ride) | Yes | |
| 18 | Red Baron | ▲ 36 - ▼ 48 | ▲ 36 - ▼ 48 | Yes | | | | | | | | | | | | | Yes @ (Ride) | Yes | |
| 19 | Slime Buckets | ▲ 42 | ▲ 42 | | | | | | | Yes | | | | | | | Yes | Accessible | Yes |
| 20 | Sun & Moon | ▲ 36 - ▼ 48 | ▲ 36 - ▼ 48 | Yes | | | | | | | | | | | | | Yes | Accessible | Yes |
| 21 | Swing Around | ▲ 36 - ▼ 48 | ▲ 36 - ▼ 48 | Yes | | | | | | | | | | | | | Yes | Accessible | Yes |
| 22 | Up, Up & Away | ▲ 36 | ▲ 36 | Yes | | | | | | | | | | | | | Yes | Accessible | Yes |
| Zone Three (East of Cross Axis and South of Colonnade Walkway) | | | | | | | | | | | | | | | | | | | |
| 23 | Derby Racer (Historic) | ▲ 54 | ▲ 54 | | | | | | | | | | | | | | Yes | Yes | Yes |
| 25 | Power Surge | ▲ 52 | ▲ 52 | | | | | | | | | | | | | | | Yes | Yes |
| 24 | Super Flight | ▲ 50 | ▲ 50 | | | | | | | Yes | | | | | | | | Yes | Yes |

Playland Park Rides Attractions

| Ref No. | Name of Ride or Attraction on Ride Entrance Sign | Height | | Ride Admittance Requirements at Ride Entrance | | | | | | | | | | Disabled Riders OK (Web) | SOP | | | |
|--|--|-------------------|-------------------|---|---------------|---------|---------|---------|---------|---------|---------|---------|---------|--------------------------|-----|---------|---------|--------------|
| | | Website | Guide Map | 36" Min | Less w/ Adult | 42" Min | 48" Min | 50" Min | 52" Min | 54" Min | 56" Min | 44" Max | 48" Max | | | 55" Max | 48" Max | 72" Max |
| Zone Four (West of Cross Axis and South of Colonnade Walkway) | | | | | | | | | | | | | | | | | | |
| 26 | Crazy Mouse | ▲ 48 - ▼ 72 | ▲ 48 - ▼ 72 | | | | Yes | | | | | | | | Yes | | Yes | Yes |
| 27 | Dragon Coaster (Historic) | ▲ 48 | ▲ 48 | | | | Yes | | | | | | | | | | Yes | Yes |
| 28 | Gondola Wheel | ▲ 48 | ▲ 48 | | | | Yes | | | | | | | | | | Yes | Yes @ (Ride) |
| 29 | House of Mirrors | Parent Discretion | Parent Discretion | | | | | | | | | | | | | | Yes | Yes |
| 30 | The Whip | ▲ 42 | ▲ 42 | | | Yes | | | | | | | | | | | Yes | Yes @ (Ride) |
| 31 | Ye Old Mill | ▲ 42 | ▲ 42 | | | | | | | | | | | | | | Yes | Yes |
| Zone Five (West End Waterfront) | | | | | | | | | | | | | | | | | | |
| Zone Six (East of G. Read Sanctuary, South of Long Island Sound and North of Colonnade Walkway) | | | | | | | | | | | | | | | | | | |
| 32 | Catch-A-Wave | ▲ 48 | ▲ 48 | | | | Yes | | | | | | | | | | Yes | Yes |
| 33 | Double Shot | ▲ 52 | ▲ 52 | | | | | Yes | | | | | | | | | Yes | Accessible |
| 34 | Flying Witch | Parent Discretion | Parent Discretion | | | | | | | | | | | | | | Yes | Yes |
| 35 | Kite Flyer | ▲ 42 | ▲ 42 | | | Yes | | | | | | | | | | | Yes | Yes @ (Ride) |
| 36 | Log Flume | ▲ 42 | ▲ 42 | | w/adult | Yes | | | | | | | | | | | Yes | Yes |
| 37 | Playland Plunge | ▲ 42 | ▲ 42 | | w/adult | Yes | | | | | | | | | | | Yes | Yes @ (Ride) |
| 38 | Sea Dragon | ▲ 48 | ▲ 48 | | | | Yes | | | | | | | | | | Yes | Yes |
| 39 | Sky Flyer | ▲ 52 | ▲ 52 | | | | | Yes | | | | | | | | | Yes | Yes |
| 40 | Sky Skater | ▲ 36 - ▼ 80 | ▲ 36 - ▼ 80 | | Yes | | | | | | | | | | | | Yes | Yes |
| 41 | Starship 2000 | ▲ 42 | ▲ 42 | | Yes | | | | | | | | | | Yes | | Yes | Accessible |
| 42 | Thunder Bolt | ▲ 42 | ▲ 42 | | Yes | | | | | | | | | | | | Yes | Yes |
| Zone Seven (Colonnade Walkway - East Entrance and Clock Tower Stage) | | | | | | | | | | | | | | | | | | |
| 43 | Auto Scooter | ▲ 52 - ▼ 72 | ▲ 52 - ▼ 72 | | | | Yes | | | | | | | | | | Yes | Accessible |
| 44 | Bumper Fun | ▲ 48 | ▲ 48 | | w/adult | | Yes | | | | | | | | | | Yes | Yes @ (Ride) |
| 45 | Family Flyer | ▲ 42 | ▲ 42 | | w/adult | Yes | | | | | | | | | | | Yes | Accessible |
| 46 | Go-Karts | ▲ 56 | ▲ 56 | | w/adult | | Yes | | | | | | | | | | Yes | Yes |
| 47 | Grand Carousel | ▲ 42 | ▲ 42 | | w/adult | Yes | | | | | | | | | | | Yes | Accessible |
| 48 | Mind Scrambler | Parent Discretion | Parent Discretion | | | | | | | | | | | | | | Yes | Yes |
| 49 | Wipeout | ▲ 42 | ▲ 42 | | | | | | | | | | | | | | Yes | Yes |
| 50 | Zombie Castle | Parent Discretion | Parent Discretion | | | | | | | | | | | | | | Yes | Yes |